

MCL SERIES

50W 100W 150W



LED CANOPY LIGHT



The MCL series is designed to solve long lasting issues in the supply and availability of industrial lighting. Our brand new Modular LED system is a fusion of exciting new technologies that gives our partners the flexibility to customize optics instantly and build a variety of luminaires on demand.

MAIN FEATURES

- Rapid fit optics, customize the light beam to deliver the perfect performance.
- Protective UV stabilized powder coated finish
- SAA Approved
- EEIS (ACT) Approved
- 5 Year Warranty

SPECIFICATIONS

CCT	3000K-6500K
Chip Type	SMD (Philips Lumileds)
Dimmable	Optional
Ingress Protection	IP65
Sensor	Optional
IPART Approved	Yes**

APPLICATIONS

- Petrol stations
- Parking garages
- Storage facilities
- Industrial facilities

MCL SERIES

LED CANOPY LIGHT 50W 100W 150W

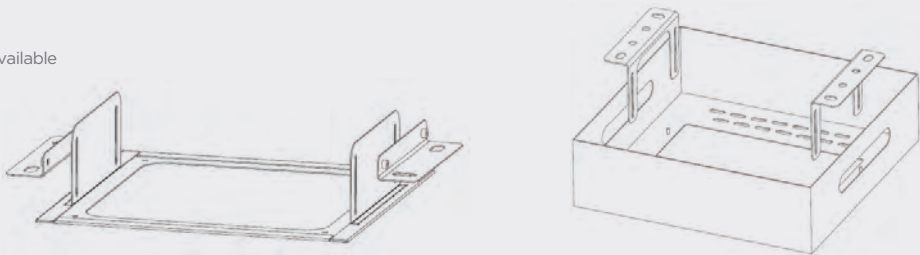
PRODUCT PARAMETERS

Part Number	Module Max Power	Luminous Flux	Light Efficiency	Input Voltage	Powerfactor	Driver
MCL-50W-20TWENTY	50W	7100lm	130lm/W	240vAC	>0.9	Integrated
MCL-100W-20TWENTY	100W	14300lm	130lm/W	240vAC	>0.9	Integrated
MCL-150W-20TWENTY	150W	19000lm	115lm/W	240vAC	>0.9	Integrated

ACCESSORIES

Sensor compatible
Optional microwave or passive infrared motion sensors available

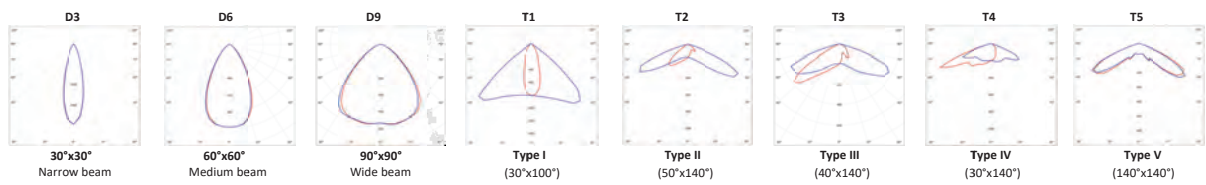
Mounting
Recessed or surface mounted installation options



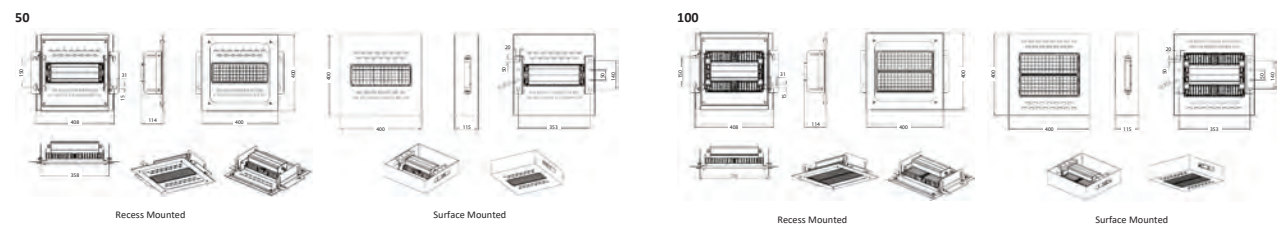
Recess Mounted

Surface Mounted

PHOTOMETRICS



DIMENSIONS (mm)



AUTHORISED REPRESENTATIVE

CARBON REDUCTION INSTITUTE



Unit 33, 20-28 Maddox Street
Alexandria, NSW 2015 Australia
ABN 47 622 447 349